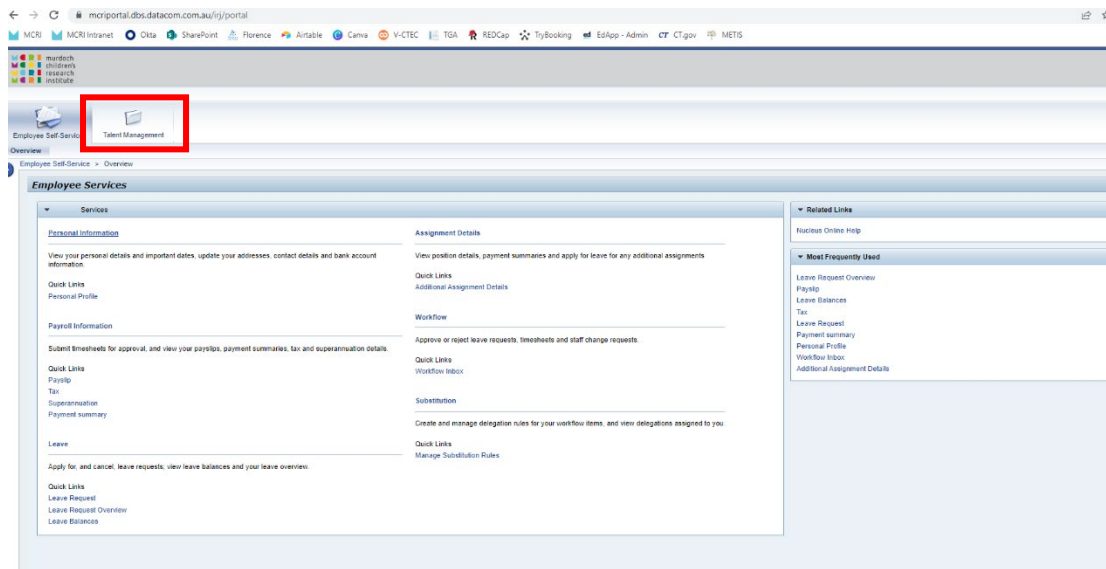


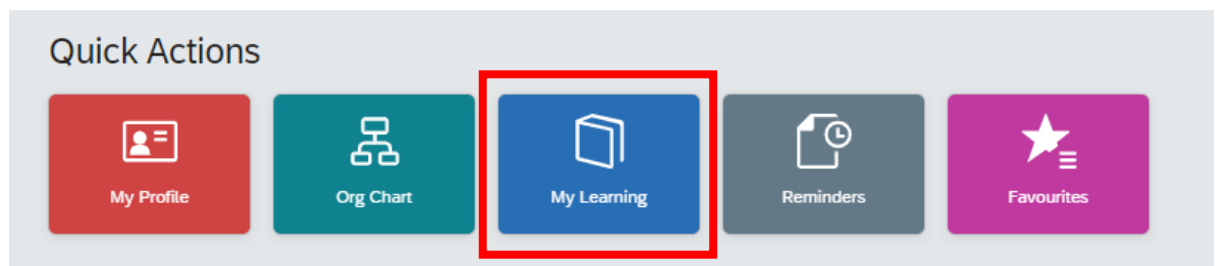
How to self-assign Ethics and Governance course for MCRI Staff

1. Log into Nucleus Portal and select the 'Talent Management' Tab:

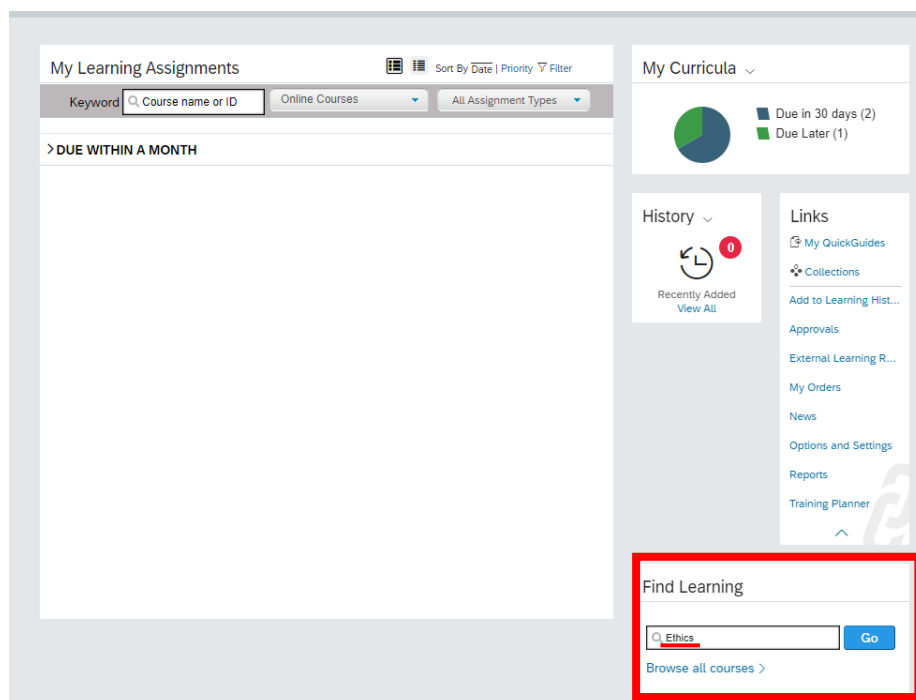
<https://nucleus.mcri.edu.au/>.



2. In the Quick Actions bar, select 'My Learning'.

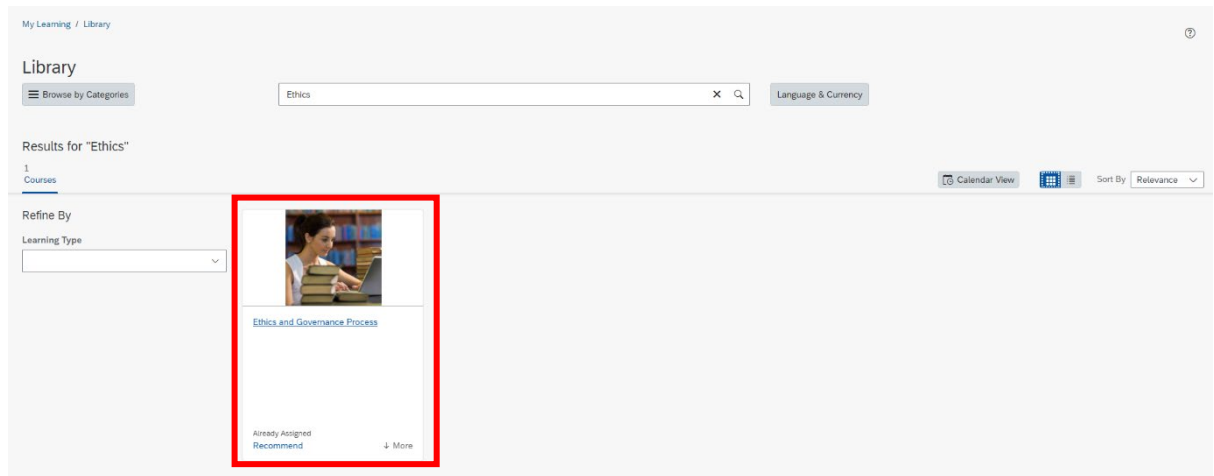


3. Once in 'My Learning', enter "Ethics" into the 'Find Learning' bar. Then press 'Go'.



How to self-assign Ethics and Governance course for MCRI Staff

- Once you have search 'ethics', you will find the 'Ethics and Governance Process' online course. Select this course by pressing the title.



- You will then need to select 'Assign to Me' top self-assign this course to your learning account.



ID: Ethics_and_Governance_Process

Recommend

Assign to Me

These modules cover the basics of the Ethics and Governance Process, including

- What is Ethics
- What is Governance
- How to guides for submissions
- Post-approval reporting

cover the content relevant to the Ethics Review Process workshop hosted by CRDO. After you enrol in the Ethics Review Process workshop, you will need to complete these three modules before attending the workshop, so you come prepared to use this knowledge.

You can also complete any one of, or all three of, these modules and not enrol in the workshop, and we encourage you to come back and re-visit these modules over time, to refresh your knowledge if you need to do any of the submission tasks described in these modules.

[less](#)

- The courses will then appear in your 'My Learning Assignments' and you complete the three part course in your own time.

